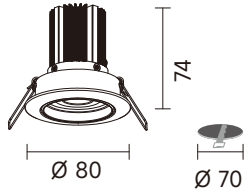




WH BK SV

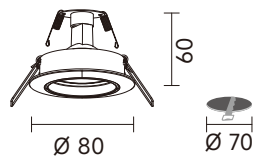
Tilt

DALI TRIAC LED IP20 0-10V RA>80 RA>90



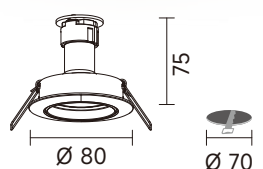
CODE	Watts	CCT	Beam	Lumen
20335-072S	7W	WL 2700K	18°	793 lm
20335-072L	7W	WL 2700K	36°	753 lm
20335-073S	7W	WL 3000K	18°	818 lm
20335-073L	7W	WL 3000K	36°	777 lm
20335-092S	9W	WL 2700K	18°	948 lm
20335-092L	9W	WL 2700K	36°	915 lm
20335-093S	9W	WL 3000K	18°	977 lm
20335-093L	9W	WL 3000K	36°	943 lm

TRIAC GX5.3 IP20



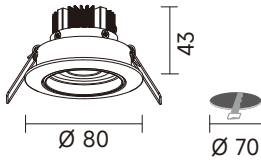
CODE	Watts
20335M	50W max

TRIAC GU10 IP20



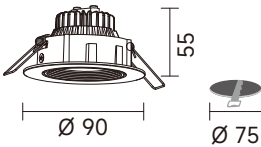
CODE	Watts
20335G	50W max

TRIAC LED IP20 RA>80 RA>90



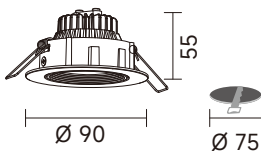
CODE	Watts	CCT	Beam	Lumen
2023-042S	4W	WL 2700K	18°	262 lm
2023-042L	4W	WL 2700K	38°	294 lm
2023-043S	4W	WL 3000K	18°	270 lm
2023-043L	4W	WL 3000K	38°	303 lm
2023-044S	4W	NL 4000K	18°	297 lm
2023-044L	4W	NL 4000K	38°	334 lm

TRIAC LED IP20 RA>80



CODE	Watts	CCT	Beam	Lumen
2024A-062O	6W	WL 2700K	111°	256 lm
2024A-063O	6W	WL 3000K	111°	264 lm
2024A-064O	6W	NL 4000K	111°	290 lm

TRIAC LED IP20 RA>80 RA>90



CODE	Watts	CCT	Beam	Lumen
2024P-102N	10W	WL 2700K	10°	840 lm
2024P-102S	10W	WL 2700K	20°	835 lm
2024P-102M	10W	WL 2700K	30°	810 lm
2024P-103N	10W	WL 3000K	10°	866 lm
2024P-103S	10W	WL 3000K	20°	861 lm
2024P-103M	10W	WL 3000K	30°	835 lm
2024P-104N	10W	NL 4000K	10°	952 lm
2024P-104S	10W	NL 4000K	20°	947 lm
2024P-104M	10W	NL 4000K	30°	919 lm