

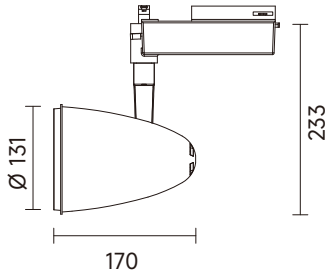


WH BK SV

Sol

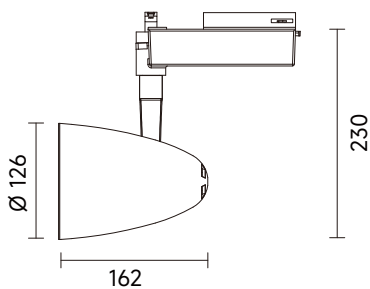
- Aluminum material in powder coating, with polycarbonate driver box.
- Lumileds COB, Ra>90, CCT 3000K/4000K/5000K in option, 3SDCM
- Philips driver, PF>0.95, Triac / 0-10V / Dali in option, (see details in main catalogue).
- Designed with traditional light sources, likes Gx5.3 for MR16, GU10 for QPAR16, G53 for QR111, and G8.5/G12 for CDM / CDM-T, accessories available.
- 3 phase track and 1 phase track adaptor are available.

DALI TRIAC LED IP20 0-10V RA>80 RA>90



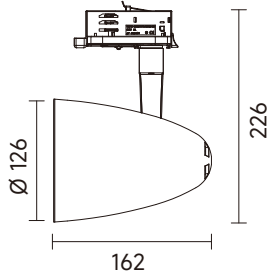
CODE	Watts	CCT	Beam	Lumen
18771-262S	26W	WL 2700K	14°	2588 LM
18771-262M	26W	WL 2700K	24°	2315 LM
18771-262L	26W	WL 2700K	38°	2510 LM
18771-262W	26W	WL 2700K	56°	2096 LM
18771-263S	26W	WL 3000K	14°	2668 LM
18771-263M	26W	WL 3000K	24°	2387 LM
18771-263L	26W	WL 3000K	38°	2588 LM
18771-263W	26W	WL 3000K	56°	2161 LM
18771-264S	26W	NL 4000K	14°	2940 LM
18771-264M	26W	NL 4000K	24°	2626 LM
18771-264L	26W	NL 4000K	38°	2846 LM
18771-264W	26W	NL 4000K	56°	2337 LM
18771-26CS	26W	CL 5700K	14°	3234 LM
18771-26CM	26W	CL 5700K	24°	2888 LM
18771-26CL	26W	CL 5700K	38°	3130 LM
18771-26CW	26W	CL 5700K	56°	2571 LM

TRIAC G53 IP20



CODE	Watts
18736	100W
18736L	100W

TRIAC E27 IP20



CODE

Watts

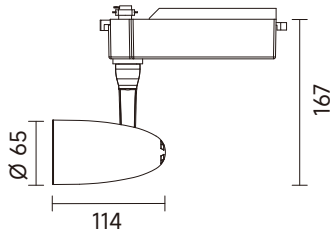
18732

100W

18732L

100W

TRIAC MR16 IP20



CODE

Watts

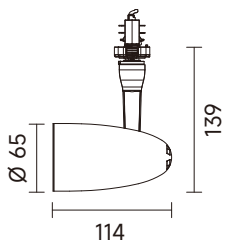
18711

50W max

18711L

50W max

TRIAC GU10 IP20



CODE

Watts

18713

50W max

18713L

50W max