




**WH BK SV**

# Kenta


- Aluminum material in powder coating, with polycarbonate driver box.
- Lumileds COB, Ra>90, CCT 3000/4000/5000K in option, 3SDCM, Philips driver, PF>0.95, Triac / 0-10V / Dali in option, ( see details in main catalogue).
- Designed with traditional light sources, likes Gx5.3 for MR16, GU10 for QPAR16, G53 for QR111, and G8.5/G12 for CDM / CDM-T, accessories available.
- 3 phase track and 1 phase track adaptor are available.



14° / 16°




22°



34°

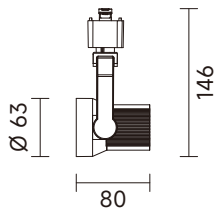


56°



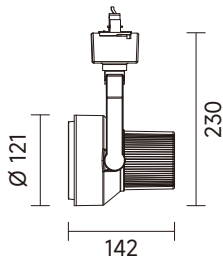
Oval

TRIAC LED IP20



CODE	Watts	CCT	Beam	Lumen
17914-062S	6W	WL 2700K	20°	331 lm

DALI TRIAC LED IP20 0-10V RA>80 RA>90



CODE	Watts	CCT	Beam	Lumen
17925-252S	25W	WL 2700K	14°	2268 lm
17925-252M	25W	WL 2700K	22°	2037 lm
17925-252L	25W	WL 2700K	34°	2149 lm
17925-252W	25W	WL 2700K	56°	1962 lm
17925-253S	25W	WL 3000K	14°	2338 lm
17925-253M	25W	WL 3000K	22°	2100 lm
17925-253L	25W	WL 3000K	34°	2215 lm
17925-253W	25W	WL 3000K	56°	2023 lm
17925-254S	25W	NL 4000K	14°	2572 lm
17925-254M	25W	NL 4000K	22°	2310 lm
17925-254L	25W	NL 4000K	34°	2436 lm
17925-254W	25W	NL 4000K	56°	2225 lm
17925-25CS	25W	CL 5700K	14°	2829 lm
17925-25CM	25W	CL 5700K	22°	2541 lm
17925-25CL	25W	CL 5700K	34°	2680 lm
17925-25CW	25W	CL 5700K	56°	2448 lm

TRIAC G53 IP20



**CODE**

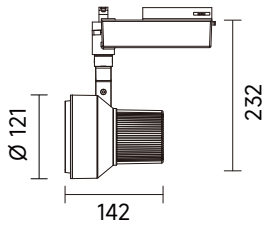
**Watts**

17921

100W

17921L

100W



TRIAC GX5.3 IP20



**CODE**

**Watts**

17911

50W max

17911L

50W max

