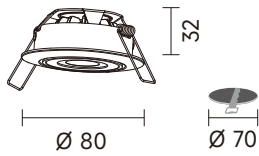




WH BK SV

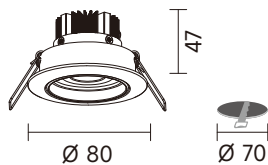
Cabin

TRIAC LED IP20 RA>80 RA>90



CODE	Watts	CCT	Beam	Lumen
2337R-033S	3W	WL 3000K	15°	173 lm
2337R-033M	3W	WL 3000K	26°	182 lm
2337R-033L	3W	WL 3000K	40°	192 lm
2337R-033W	3W	WL 3000K	60°	211 lm
2337R-034S	3W	NL 4000K	15°	190 lm
2337R-034M	3W	NL 4000K	26°	200 lm
2337R-034L	3W	NL 4000K	40°	211 lm
2337R-034W	3W	NL 4000K	60°	232 lm
2337R-043S	4.5W	WL 3000K	15°	278 lm
2337R-043M	4.5W	WL 3000K	26°	293 lm
2337R-043L	4.5W	WL 3000K	40°	299 lm
2337R-043W	4.5W	WL 3000K	60°	328 lm
2337R-044S	4.5W	NL 4000K	15°	306 lm
2337R-044M	4.5W	NL 4000K	26°	322 lm
2337R-044L	4.5W	NL 4000K	40°	329 lm
2337R-044W	4.5W	NL 4000K	60°	361 lm

DALI TRIAC LED IP44 IP20 0-10V RA>80 RA>90

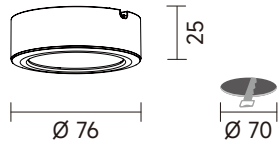


CODE	Watts	CCT	Beam	Lumen
2265-042S	4W	WL 2700K	18°	262 lm
2265-042L	4W	WL 2700K	38°	294 lm
2265-043S	4W	WL 3000K	18°	270 lm
2265-043L	4W	WL 3000K	38°	303 lm
2265-044S	4W	WL 4000K	18°	297 lm
2265-044L	4W	WL 4000K	38°	334 lm

TRIAC LED IP20 RA>80



CODE	Watts	Beam	Lumen
2134R-0400	4W	78°	150 lm
2134S-0400	4W	78°	150 lm



TRIAC LED IP20 RA>80



CODE	Watts	Beam	Lumen
2136S-0400	4W	103°	161 lm

